



## I-FORM

I-Form delivers smart weight distribution and suspension that supports the sacrum, lumbar and thoracic spine, helping the user maintain proper alignment and balance when seated. Available in three material finishes and with a range of options available to customise the chair, I-Form's intuitive controls, dynamic movement and sleek engineering make it a superb ergonomic seating solution for both modern offices and home-workers.

# I-FORM

---



## Features

- 1 Upper back support
- 2 Soft-touch pads
- 3 4D adjustable armrests
- 4 Waterfall seat front (mesh or fabric)
- 5 Dual pivot mechanism
- 6 Five-star aluminium base
- 7 65 mm castors
- 8 Choice of optional headrests
- 9 Optional coat hanger
- 10 Height-adjustable backrest -3 position lock
- 11 Floating lumbar/pelvic support
- 12 Three lever control - seat height, seat slide and back tilt
- 13 Tilt tension control

## Options

Mesh, fabric and leather upholstery combinations  
Integrated mesh legrest  
Black or white frame  
Bespoke branded label  
Ergo compact height and angle-adjustable headrest  
Exec large height-adjustable headrest  
Standard or tall gas stem  
Break-loaded castors  
Glides

## Benefits

Adjustable features work together to support the human body.  
Infinite back lock for custom recline.  
Designed for users weighing up to 23.5 st.  
Supports a wide range of dynamic movement and postures.

## Certification

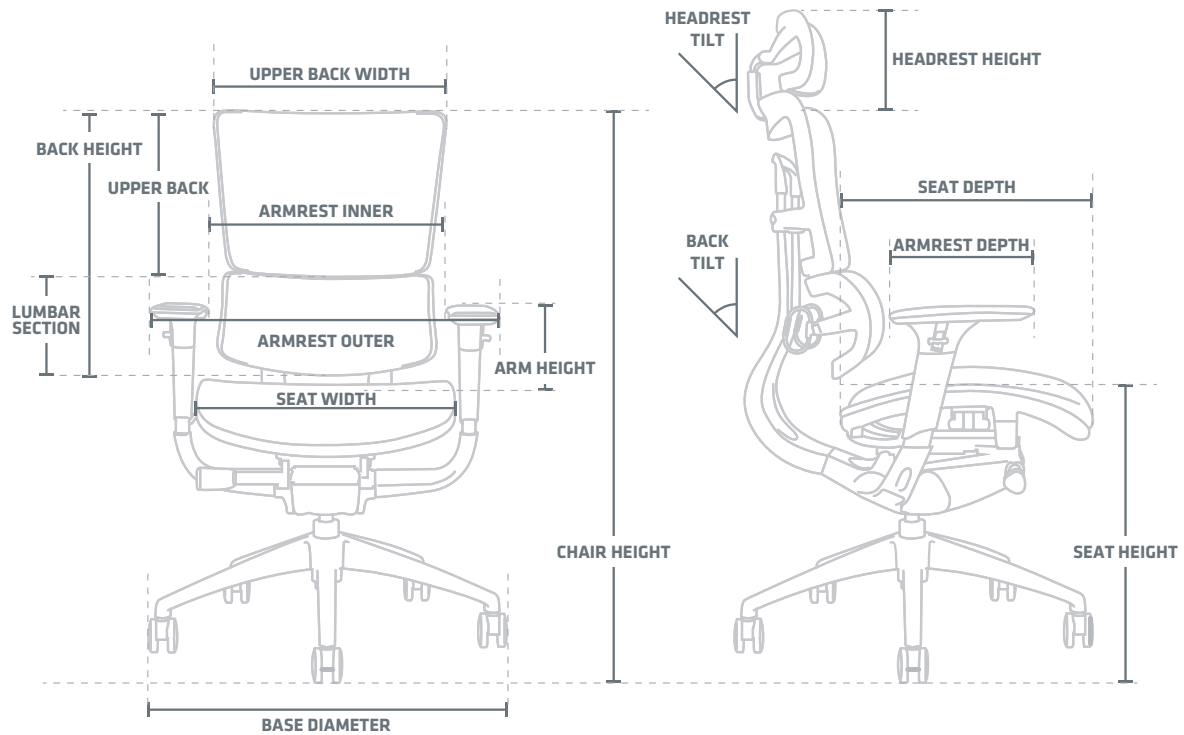
BS 5459-2:2000+A2:2008  
Specification for performance requirements and tests for office furniture. Office pedestal seating for use by persons weighing up to 150kg and for use up to 24 hours a day.

## Warranty

3-year standard: 3-shift.  
5 year standard: single shift.  
Enhanced 10-year warranty available.

[formseating.co.uk/i-form](http://formseating.co.uk/i-form)

# I-FORM



## GENERAL

CHAIR HEIGHT (NO HEADREST)	1,010 - 1,140 mm
BASE DIAMETER	740 mm

## BACK

BACK HEIGHT (4 SETTINGS)	560 - 590 mm
UPPER BACK HEIGHT	350 mm
UPPER BACK WIDTH	500 mm
LUMBAR HEIGHT	210 mm
BACK TILT ANGLE	UP TO 40 °

## ARMRESTS

ARMRESTS INSIDE MEASUREMENT	480 - 510 mm
ARMRESTS OUTSIDE MEASUREMENT	680 - 710 mm
ARMREST HEIGHT	170 - 240 mm
ARMREST DEPTH	270 - 320 mm
ARMREST ANGLE ADJUSTMENT	40 °

## SEAT

SEAT HEIGHT (MESH)	450 - 540 mm
SEAT HEIGHT (FABRIC)	480 - 570 mm
SEAT HEIGHT - TALL STEM OPTION (MESH)	480 - 570 mm
SEAT HEIGHT - TALL STEM OPTION (FABRIC)	510 - 600 mm
SEAT WIDTH	490 mm
SEAT DEPTH	510 - 560 mm

## ERGO HEADREST

ERGO HEADREST HEIGHT	165 - 195 mm
ERGO HEADREST WIDTH	270 mm
ERGO HEADREST ANGLE	UP TO 40 °

## EXEC HEADREST

EXEC HEADREST HEIGHT	185 - 220 mm
EXEC HEADREST WIDTH	400 mm

# OPTIONS



**WHITE  
FRAME (WF)**

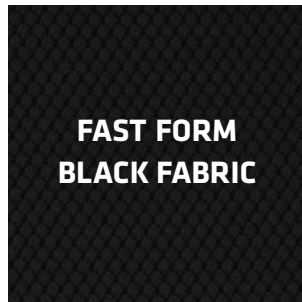
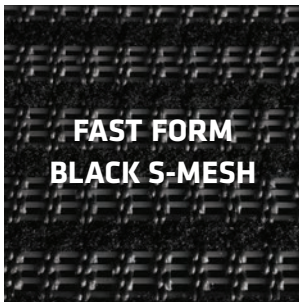
**EXECUTIVE  
HEADREST (EX)**

**ERGONOMIC  
HEADREST (ER)**

**INTEGRATED  
LEGREST (LR)**


**F-OTTOMAN  
FOOT STOOL (OTT)**

# TEXTILES



Our FAST FORM next-day delivery chairs are available in full S-mesh or S-mesh back with black fabric seat.

Other textile options are available subject to longer lead times. See our textile brochure for more information.



# SEATING CODE BUILDER

## STEP 1 - SPECIFY MODEL

Eg. I-Form with mesh headrest, mesh back and fabric seat:

**IF-FMM**

## STEP 2 - SPECIFY OPTION/S

Eg. Ergonomic headrest:

**IF-FMM-ER**